

EXCAVATOR




(DIESEL POWERED)



1 ALWAYS USE COMMON SENSE

This Equipment Safety Data Sheet is intended as a guide only for the safe operation of this excavator. It does not override Worksafe recommendations or the manufacturers recommendations or any other industry requirements. This sheet is not a substitute for an instructional lesson from a competent teacher. If you are unsure about any aspect of this equipment or its capabilities or its suitability, or if you are in doubt as to its proper usage you must contact one of the Hire Centre Employees or an industry expert before continuing.

4 IMPORTANT HAZARDS

- Danger! Risk of being struck by falling buckets and/or debris in buckets. Check bucket quick-hitch safety pins (where fitted) are correctly attached. Never stand under buckets or excavator boom. 
- Danger! Risk of crush injury! Operator only permitted in the exclusion zone. Never approach the excavator without making eye contact with the operator and receiving visual confirmation that it is safe to enter the exclusion zone. 
- Danger! Take care when entering or exiting the excavator. Always use three points of contact when entering or exiting, it is safe to enter the exclusion zone. 

SEATBELT MUST BE FASTENED



DANGER!

- Never exceed the loading or design parameters of the excavator.
- When moving the excavator, define the traffic management plan and always use a spotter.
- Ensure rear swing of cab does not strike obstacles.
- Exhaust gases are poisonous. Never operate the excavator in confined spaces. Fuel is highly flammable. Handle with care. Do not spill on hot surfaces. Never refuel excavator while engine is running.
- Never remove safety features from this machine. If any of the safety features have been tampered with, do not use this machine. Conduct safety checks daily.
- Never operate excavator if you are under the influence of alcohol, drugs, medications or any chemical substances capable of impairing your abilities. Always shut off motor when not in use. Minimum age 18 years.

2 PLANNING FOR SAFETY

If you are collecting this excavator for someone else please make sure this sheet is given to the equipment user to read. This sheet should be given to the site supervisor if the equipment is being hired for commercial use so that the information is available to all users.

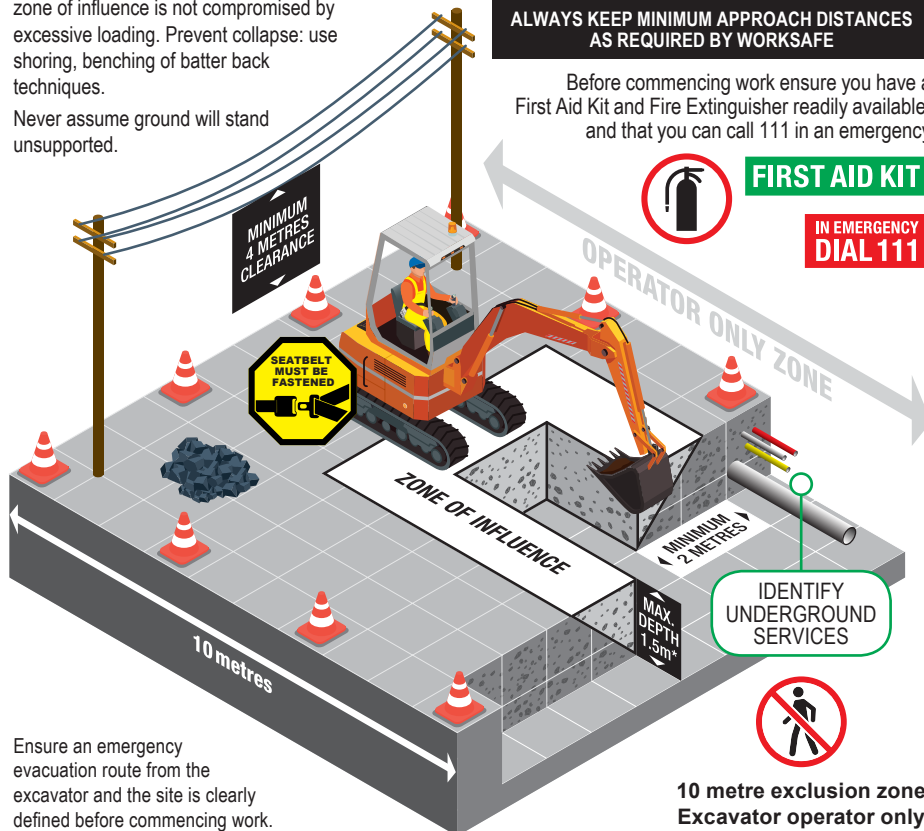
- Before starting, take time to plan and the job hazards. Always conduct a pre-start risk assessment.
- Inspect the work site and surroundings, and ensure the work area is safe.
- Think through the steps.
- Identify all potential hazards and assess the risks.
- Determine the necessary control measures.
- Ensure you are adequately trained for the task.
- Communicate to everyone.

5 WORK ZONE

***MAX DEPTH 1.5m** - Never excavate more than 1.5m below ground level, or enter a trench that is more than 1.5m deep and which is deeper than it is wider (unless you are a competent person as defined by the Worksafe guidelines). Excavation below 1.5m (and in a narrow trench) is a notifiable excavation and requires control by a competent person.

Ensure excavation site is stable before digging and zone of influence is not compromised by excessive loading. Prevent collapse: use shoring, benching of batter back techniques.

Never assume ground will stand unsupported.



Ensure an emergency evacuation route from the excavator and the site is clearly defined before commencing work.

3 PERSONAL PROTECTIVE EQUIPMENT



ASBESTOS DUST HAZARD

Any person performing work involving asbestos is required to have an Asbestos Removal Plan as per New Zealand Regulations. This includes procedures for decontaminating equipment and notifying affect parties of the potential hazard. If you are using this excavator for asbestos work you MUST notify the Hire Company and provide evidence of decontamination prior to returning it. Failure to do so may expose others to unnecessary risk and may result in a prosecution under the H&S legislation.



WORK SITE PRECAUTIONS

MINIMUM APPROACH DISTANCES	
Cables, Gas Transmission or High Pressure Pipelines	2 metres
Overhead Power Lines	4 metres
Pole or Support Stay	5 metres
Tower	12 metres

ALWAYS KEEP MINIMUM APPROACH DISTANCES AS REQUIRED BY WORKSAFE

Before commencing work ensure you have a First Aid Kit and Fire Extinguisher readily available, and that you can call 111 in an emergency



IDENTIFY UNDERGROUND SERVICES



10 metre exclusion zone
Excavator operator only