

COMPACTION ROLLERS

(SINGLE OR TWIN-DRUM)



1 ALWAYS USE COMMON SENSE

This Equipment Safety Data Sheet is intended as a guide only for the safe operation of this compaction roller. It does not override Worksafe NZ recommendations, the manufacturers manual or any other industry requirements. You **MUST** be a competent qualified person to operate this machine.

This compaction roller must only be used for:

- Compaction or road sub-bases
- Bitumen surfaces

Do not use for any other purposes.

If you are unsure about any aspect of this machine or its capabilities or its suitability, you must contact one of the Hire Company Employees or the manufacturer or an industry expert before continuing.

2 PLANNING FOR SAFETY

A hazard identification assessment & control site plan, including a pedestrian management plan, **MUST** be in place before starting any work.

BEFORE USING THIS COMPACTION ROLLER:

- Specify the tasks and methods for the job.
- Ensure that this machine is the best machine for the job.
- Understand the capabilities of this machine and its limitations.
- Identify any site specific hazards that may affect the safe use of this machine and remove any hazards.
- Ensure site emergency procedures, first aid kit and fire extinguisher are in place.

3 PERSONAL PROTECTIVE EQUIPMENT



EYE PROTECTION



PROTECTIVE FOOTWEAR



HEARING PROTECTION
(Where noise exceeds 85db)



HIGH VISIBILITY CLOTHING

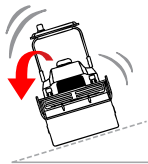


SUN PROTECTION
Protective clothing and sunscreen may be required for extensive outdoor use.

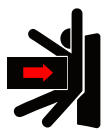
4 IMPORTANT HAZARDS



- **Danger! Risk of Crush!**
Never place hands or feet near the drums, especially when the machine is operating.



- **Danger! Risk of Toppling!**
Never operate on slopes greater than 15° (1 in 4) gradient or as specified by the manufacturer. Always drive up and down slopes, rather than across. Only load or unload machine when trailer and loading ramp are horizontally level.



- **Danger! Risk of Crush!**
Uncontrolled machine may slide and crush bystanders. Take care in slippery conditions. Keep co-workers and bystanders away, especially on sloping or slippery surfaces, and when loading or unloading.

! DANGER!

- Be aware of potential pinch points. Never attempt to remove stones or debris from rollers when the machine is in operation.
- Take care when climbing onto or off machine. Use three points of contact.
- Exhaust gases are poisonous. Never run the engine in confined spaces.
- Turn off engine when refuelling. No smoking. Use appropriate PPE when refuelling.
- Never remove or tamper with the safety features of this machine. If any of the safety features have been tampered with or are not functional, do not use this machine.
- Fatigue warning: Vibration and prolonged use may cause accidents from fatigue. Never operate this machine if you are under the influence of alcohol, drugs, medication or any substance capable of impairing your abilities. Minimum age 18 years.

5 WORK ZONE

Identify any site-specific hazards that may affect the safe use of this machine. A traffic management plan may be required when operating near vehicles or members of the public.

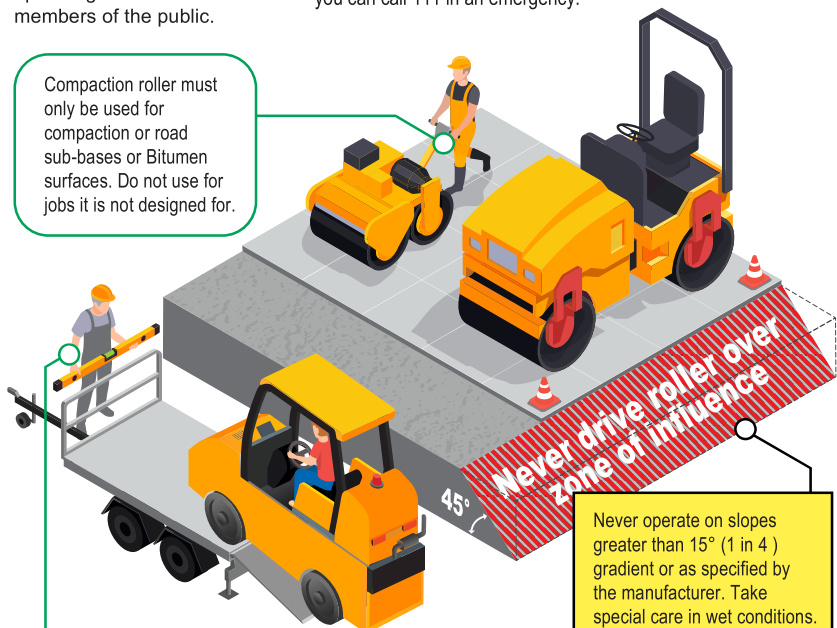
WORK SITE PRECAUTIONS

Before commencing work ensure everyone understands the site traffic management plan, emergency procedures, where to find a fire extinguisher or first aid kit, and that you can call 111 in an emergency.

**IN EMERGENCY
DIAL 111**

FIRST AID KIT

Compaction roller must only be used for compaction or road sub-bases or Bitumen surfaces. Do not use for jobs it is not designed for.



Take care when loading and unloading machine. Load ramp must be horizontally level to avoid slipping and toppling. Use a spotter to assist.

Never operate on slopes greater than 15° (1 in 4) gradient or as specified by the manufacturer. Take special care in wet conditions.

Ensure compaction site is stable and zone of influence is not compromised by excessive loading.