


CHIPPER





1 ALWAYS USE COMMON SENSE

This Equipment Safety Data Sheet is intended as a guide only for the safe operation of this log splitter. It does not override Worksafe recommendations or the manufacturers recommendations or any other industry requirements. This sheet is not a substitute for an instructional lesson from a competent teacher. If you are unsure about any aspect of this equipment or its capabilities or its suitability, or if you are in doubt as to its proper usage you must contact one of the Hire Centre Employees or an industry expert before continuing.

4 IMPORTANT HAZARDS


-  **RISK OF AMPUTATION.** Never place hands or feet anywhere near the feed chute.
- If a blockage occurs, turn off the engine, wait for the flywheel to come to a complete stop, chock it and remove the sparkplug lead before clearing obstructions.


-  **DANGER!** Flying debris! Never place hand or body in front of discharge chute. Observe exclusion zone.


-  **DANGER!** Risk of crush injury! Always secure chipper when uncoupled from vehicles.

DANGER!

- Loud noise >100dB. Class V hearing protection mandatory.
- Exhaust gases are poisonous. Never run the engine in confined places.
- Check the equipment daily. Always check the auto-feed stop device on auto-conveyor models before starting. Never remove safety features from this machine. If any of the safety features have been tampered with, do not use the chipper.

-  **DANGER!** Dust Hazard when chipper drier timber. Wear dust mask.

-  Fuel is highly flammable. Handle with care. Do not spill on hot surfaces. Never refuel engine while engine is running. Guard against accidentally starting fires.

-  Take care when operating in wet or slippery conditions
- Never operate this chipper if you are under the influence of alcohol, drugs, medications or any chemical substances capable of impairing your abilities. Always shut off motor when not in use. Minimum age 18 years.

2 PLANNING FOR SAFETY

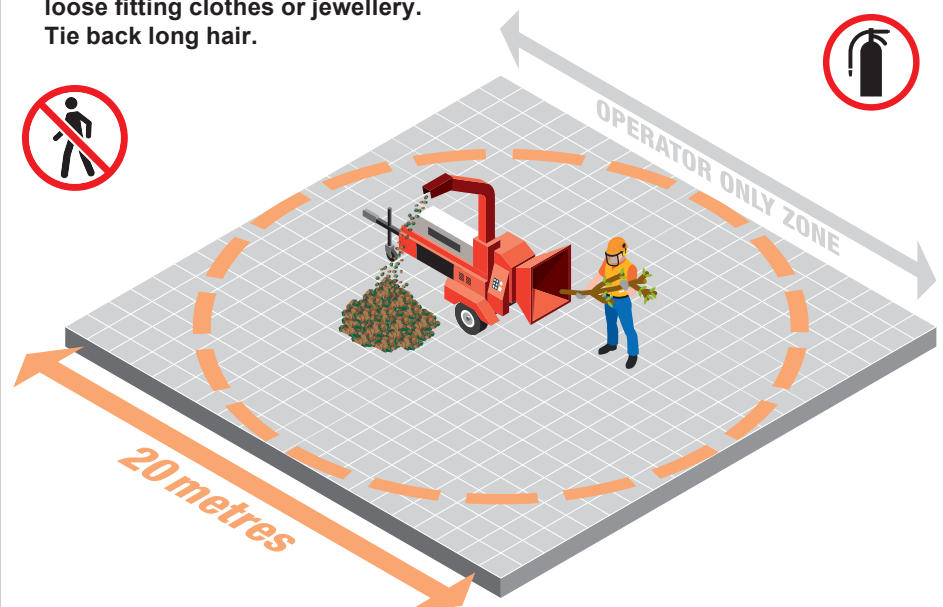
If you are collecting this equipment for someone else please make sure this sheet is given to the equipment user to read. This sheet should be given to the site supervisor if the equipment is being hired for commercial use so that the information is available to all users.

- **Before starting, take time to plan and the job hazards. Always conduct a pre-start risk assessment.**
- **Inspect the work site and surroundings, and ensure the work platform is secure.**
- **Think through the steps.**
- **Identify all potential hazards and assess the risks.**
- **Determine the necessary control measures.**
- **Ensure you are adequately trained for the task.**
- **Communicate to everyone.**

5 EXCLUSION ZONE

This machine is designed to be operated by ONE person only. No one else allowed in the exclusion zone.

- **Only operate on level ground.**
- **Chock wheels and ensure support legs deployed (where fitted)**
- **NOISE: Wear hearing protection**
- **Risk of Entrapment: Never wear loose fitting clothes or jewellery. Tie back long hair.**



3 PERSONAL PROTECTIVE EQUIPMENT



HEARING PROTECTION



FACE PROTECTION



PROTECTIVE GLOVES



PROTECTIVE FOOTWEAR



DUST MASK MAY BE REQUIRED WHEN CHIPPING DRIER TIMBER.

WORK SITE PRECAUTIONS

Before commencing work ensure you have a First Aid Kit and Fire Extinguisher readily available, and that you can call 111 in an emergency.

- **Maximum towing speed : 90 km/hr.**

**IN EMERGENCY
DIAL 111**

FIRST AID KIT